

Die Cut Windows







A die cut window can add the perfect finishing touch to your menu cover. It can be used to complement the cover material and accentuate your logo. **Die cut windows cannot be added to in-stock covers*


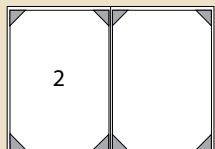
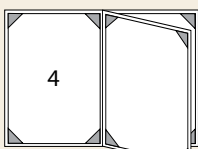
HOW TO GET STARTED:

1 CHOOSE YOUR COVER

Determine the base price of your product by selecting the following options.

COVER STYLES				
				
PLAZA STYLE Plaza (PZA) Deluxe Plaza (PXA)	RIVIERA STYLE Riviera (RVA)	LEXINGTON STYLE Lexington (LXA)	WINE BOOK Carmel (CMA) Deluxe Carmel (CXA)	3 RING BINDER Carlton (CTA) Admiral (ADA)

INSERT SIZES					
					
8 1/2" x 5 1/2"	11 x 8 1/2"	11 x 4 1/4"	11 x 5 1/2"	14 x 8 1/2"	14 x 4 1/4"

NUMBER OF VIEWS		
		
1	2	4

MATERIAL COLOR
Name
Stain / Patina
Page Number

2 CHOOSE YOUR WINDOW SIZE

Pick the right size window to fit your logo; in addition to the standard sizes listed below, we also have the ability to do custom sizes. Call for pricing/availability.

Standard Die Cut Window Sizes (h x w)					
Insert Size: 8 1/2" x 5 1/2"	Insert Size: 11 x 4 1/4"	Insert Size: 11 x 5 1/2"	Insert Size: 11 x 8 1/2"	Insert Size: 14 x 4 1/4"	Insert Size: 14 x 8 1/2"
SMALL: 2 1/4" x 3 1/2"	SMALL: 1 1/2" x 3"	SMALL: 1 1/2" x 3"	SMALL: 3" x 5"	SMALL: 1 1/2" x 3"	SMALL: 3" x 5"
LARGE: 3 3/8" x 5 3/4"	LARGE: 5 1/4" x 2 3/4"	LARGE: 5 1/4" x 2 3/4"	LARGE: 7 5/8" x 4 5/8"	LARGE: 6 1/4" x 2 3/4"	LARGE: 7 5/8" x 4 5/8"